

THE POTENTIAL ROLE OF GIBBERELIC ACID IN REGULATING PHOTOSYNTHETIC PIGMENTS, FRUIT QUALITY AND ANTIOXIDANT ENZYMES IN SWEET LIME *CITRUS LIMETTA* RISSO

MUHAMMAD NOMAN KHAN* AND GHULAM NABI

Department of Horticulture, Faculty of Crop Production Sciences, The University of Agriculture, Peshawar, Pakistan

*Corresponding author's email: nomanhort@aup.edu.pk

Abstract

Sweet lime is one of the well-known citrus species, but due to its poor yield and quality farmers hesitate from its cultivation. Gibberellic acid is the key plant growth regulator which regulates various physiological activities in plants. In horticulture crops, Gibberellic acid is particularly applied to improve flowering, fruit set and fruit quality. Therefore in the present work the influence of Gibberellic acid concentrations (Control, 40, 50 and 60 ppm) and time of application (5, 10 and 15 days after bud break, DABB) on photosynthetic pigments, fruit quality and antioxidant enzymes of sweet lime was evaluated during the year 2020. Results of the current study demonstrated that Gibberellic acid at 50 ppm produced high values of Chlorophyll (*Ch a*, *Ch b*, *Ch a+b*), carotenoid content, fruit juice content, vitamin C, superoxide dismutase (SOD) and peroxidase dismutase (POD) activity, while the highest fruit firmness and total soluble solids (TSS) were recorded with 40 ppm GA₃. Whereas, the application of GA₃ on 15 DABB significantly increased Chlorophyll *a*, *Ch b*, *Ch a+b*, carotenoid content, fruit juice content, vitamin C, POD and SOD activity. Maximum TSS, and total sugars were produced on 10 DABB application that was statistically at par with 15 DABB application. Hence it is recommended that GA₃ must be applied at 50 ppm on 15 DABB for enhanced photosynthetic pigments, fruit quality and antioxidant enzymes.

Key words: Sweet lime; Gibberellic acid; Time of application; Photosynthetic pigments; Fruit quality; Antioxidant enzymes.

Introduction

Sweet lime (*Citrus limetta* Risso) locally known as Mettah is famous for its excellent nutritional and medicinal properties throughout the globe. In Indian sub-continent sweet lime is commonly known as Mosambi. It is indigenous to Asia and well grown in India, China, southern Japan, Vietnam, Malaysia, Indonesia and Thailand (Khan *et al.*, 2016). Sweet lime is one of the earliest fruit that come in the market among the sweet group of citrus fruits. Sweet lime has great demand during Aug-Sept due to its refreshing juice. Along with its importance in juice industry sweet lime is known for its anti-fever and other therapeutic properties (Kumar *et al.*, 2020).

Gibberellins (GAs) are group of plant hormones that regulates different processes like, stem elongation, cell division, germination, dormancy, flowering, sex expression, enzymes activation and senescence of leaves and fruits (Mazher *et al.*, 2014). In citriculture, GA₃ is commonly used for flower reduction, fruit setting, improving fruit quality and increase of storage life by controlling ripening (Agusti & Almela, 1991). Photosynthetic pigments particularly chlorophyll are very much necessary for optimum photosynthesis. Islam *et al.*, (2021) stated that GA₃ positively increased leaf *Ch a*, *Ch b*, *Ch a+b* and carotenoid content in mungbean. Gibberellic acid improves chlorophyll formation by effecting number and size of chloroplast (Arteca, 1996) Gibberellic acid has the ability to enhance cell enlargement (Davis, 2004) which improve size of the fruit particularly in citrus (Eman *et al.*, 2007) and litchi (Stern & Gazit, 2000). Gibberellic acid is also known to effect fruit quality in terms of, color, TSS, sugar content, fruit firmness, acidity, vitamins and storage life.

During the growth period plants face numerous biotic and abiotic stresses which greatly affects photosynthesis rate thus affecting yield and quality of crops. In response of unfavorable conditions plants produce immense amount of reactive oxygen species (ROS) which causes damages to lipid membrane, protein, DNA and photosynthetic pigments (Damanik *et al.*, 2019). Super oxide dismutase (SOD). Peroxidase (POD) and catalase (CAT) are key antioxidant enzymes that plays key role in elimination of free radicals (Zhang *et al.*, 2014). Various workers reported that GA₃ played key role in the regulation of these antioxidant enzymes (Tepe, 2021; Alharby *et al.*, 2021). Importance of GA₃ in physiological and biochemical parameters in different citrus species has been reported by various scientists however there is no proper recommendation of GA₃ in term of concentration and timing for sweet lime (Garmendia *et al.*, 2019; Thanaa *et al.*, 2012), hence the current research was conducted to study the influence of GA₃ concentrations and time of application on photosynthetic pigments, fruit quality and antioxidant enzymes. This study may provide useful information to maximize word wide productivity of sweet lime.

Material and Methods

An experiment "Potential role of Gibberellic acid in the regulation of photosynthetic pigments, fruit quality and antioxidant enzymes of sweet lime" was conducted during the year 2020 in private orchard in Rustam, Mardan, Pakistan. The experiment consisted of two factors, factor A was time of application of Gibberellic acid i.e., 5, 10 and 15 days after bud break (DABB), while factor B was Gibberellic acid concentrations i.e., 0, 40, 50 and 60 ppm. Design used for the experiment was Randomized Complete Block Design (RCBD) with split plot arrangement having

three replications. Trees of uniform size and age (20 years old) were selected for the experiment. The cultivar used in the experiment was Palestine line which was grafted on sour orange rootstock. Fruits were physico-chemical analyzed at Biochemistry laboratory of Agriculture Research Institute Tarnab Peshawar. How did you compare your results without a control? It seems only time of application and concentration ratio were compared as there was no control.

Preparation and application of GA₃ solution: Required concentration of GA₃ was first dissolved with ethanol drops and then the required solution was made with the addition of distilled water. For example for 40 ppm solution 40 mg of GA₃ was dissolved in one liter of distilled water. The prepared solutions were then sprayed on different application times with the help of hand sprayer (Fig. 1). Each tree was fully bathed with the solution during early morning. The solution was sprayed only once on a tree.




Fig. 1. Growth stages at the time of Gibberellic acid application, A= 5 DABB, B= 10 DABB, C= 15 DABB.

Determination of photosynthetic pigments: Photosynthetic pigments were measured with the help of spectrophotometer as described briefly by Lichtenthaler, (1987). 0.2 g of leaf was pulverized with 10ml of 80% acetone and the solution was filtered using wattman filter paper the solution was filtered. The solution was increased upto 15ml with the addition of 80% acetone, then the solution was kept in refrigerator for 48 hours. After 48 hours 3ml from the solution was poured in cuvette and its absorbance was measured in wavelengths of 663 nm (chlorophyll a), 645.8 nm (chlorophyll b) and 470 nm for carotenoids. Concentration of the pigments was calculated with the formula given below.

$$\text{Ch-a} = 12.25A_{663.2} - 279A_{646.8}$$

$$\text{Ch-b} = 21.5A_{646.8} - 5.1A_{663.2}$$

$$C_{x+c} = (1000A_{470} - 1.82C_a - 85.02C_b) / 198$$

A = Absorbance, Ch-a = Chlorophyll a, Ch-b = Chlorophyll b, C_{x+c} = Carotenoids

Determination of fruit quality parameters: Fruit juice was determined with the formula:

$$\text{Average juice weight} = \frac{(\text{Average juice weight} \times 100)}{\text{Average fruit weight}}$$

Penetrometer (FTFT011, Italian Equipped with 4 mm probe) was used for the measurement of fruit firmness, for this purpose a little portion of peel was removed from selected fruits and then the tip of the penetrometer was inserted in the flesh of the fruit and the reading was noted and average fruit firmness was recorded. TSS was calculated with Digital refractometer (Atgo Master- α), sample of juice extracted from fruit was placed on dry prism and then reading was taken. For determination of vitamin C method described by Ruck, (1969) was used. Total sugars were estimated by titration method according to the method described by Hortwitz (1960).

Determination of antioxidant enzymes: The SOD activity was determined by measuring its capacity of inhibit the photo reduction of nitro blue tetrazolium (NBT) according to the procedure explained by Stajner & Popvic (2009). Similarly Peroxidase activity (POD) was determined according to the procedure given by Liu *et al.*, (2009). POD reaction solution was consisted of 50mM phosphate buffer (pH was 5), 40mm of H₂O₂, 20MM guaiacum and 0.1 ml enzyme extract. The absorption was measured at 470 by spectrophotometer.

Statistical analysis

For statistical analysis of the collected data statistix-8.1 software as described by Steel *et al.*, (1997) was used. Recorded data were subjected to Analysis of variance (ANOVA) for variations between treatments and their interactions. The LSD test was applied when the data were found significant i.e., $p \leq 0.05$.

Results

Influence of GA₃ concentrations and its time of application on photosynthetic pigments: There were significant variations in photosynthetic pigments in response of GA₃ concentrations and its time of application (Table 1). In this study GA₃ application at 50 ppm on 15 DABB resulted in the highest Ch a, b (Fig. 2). Whereas, the highest carotenoid content was recorded in trees treated with 40 ppm GA₃ on 15 DABB (Fig. 2).

Influence of GA₃ concentrations and its time of application on fruit quality: There were significant differences in fruit quality parameters in response of GA₃ concentrations and its time of application. Fruits with maximum juice content were produced with 50 ppm GA₃ application on 15 DABB (Fig 3). Fruit firmness was the maximum with 40 ppm GA₃ application on 5 DABB (Fig. 3). The highest vitamin C was obtained with 50 ppm GA₃ application on 15 DABB (Fig. 3). Whereas, the highest TSS and total sugars were recorded on 40 ppm GA₃ and 10 DABB application time, in application timing 10 DABB application was statistically similar with 15 DABB application timing (Table 2).

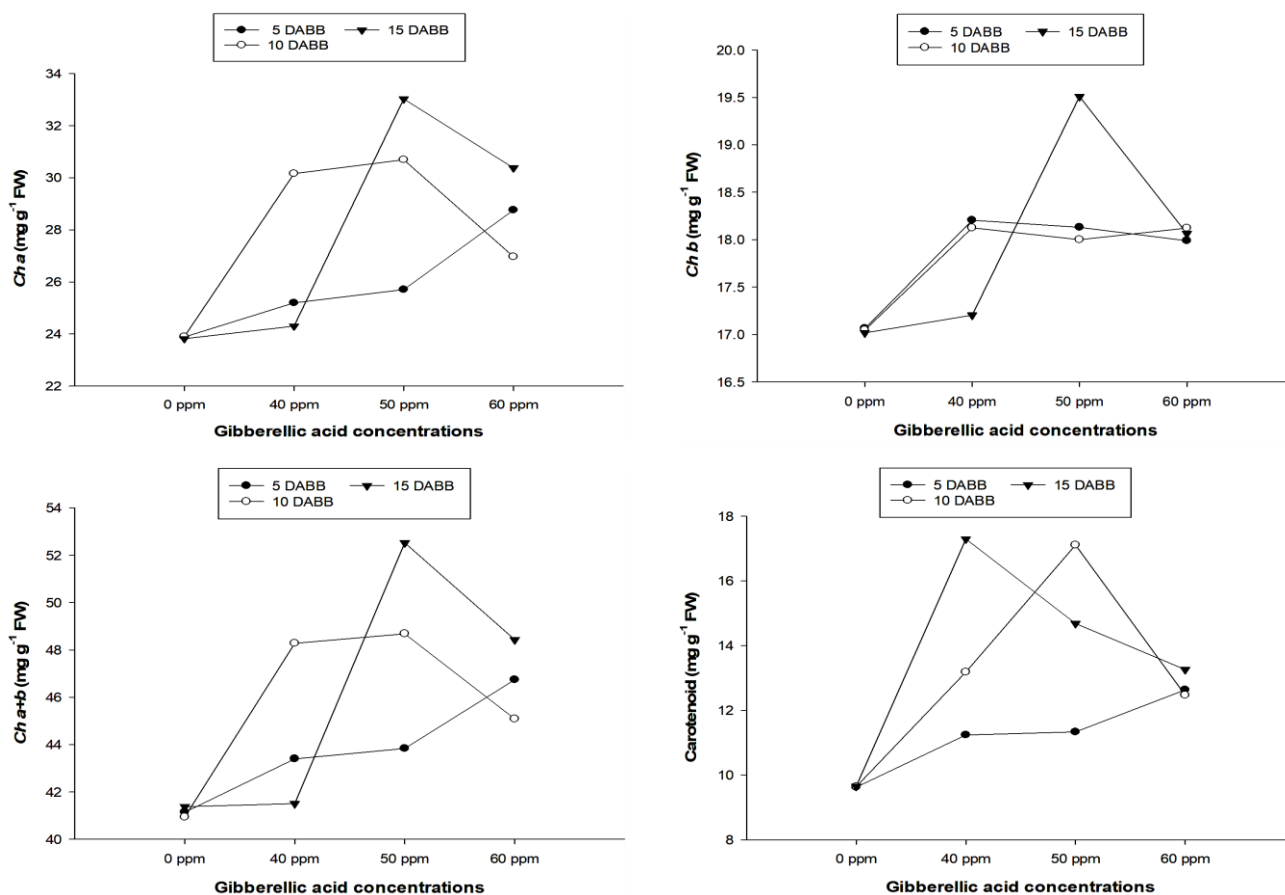


Fig. 2. Chlorophyll *a*, *b*, *a+b* and carotenoid (mg g⁻¹ FW) as affected by the interaction of GA₃ concentrations and time of application.

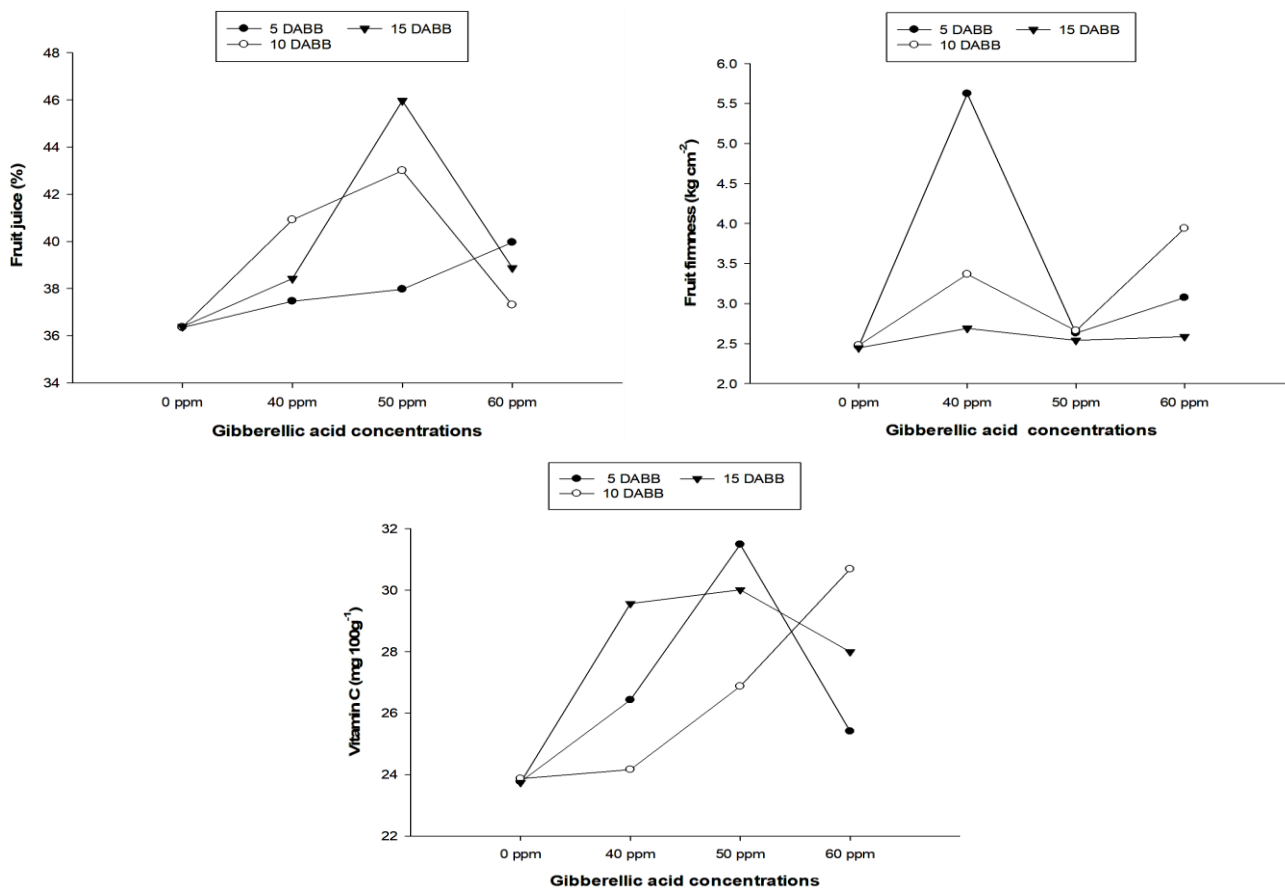


Fig. 3. Fruit juice (%), fruit firmness (kg cm²) and vitamin C (mg 100g⁻¹) as affected by the interaction of GA₃ concentrations and time of application.

Table 1. Influence of GA₃ concentrations and its time of application on photosynthetic pigments.

Gibberellic acid concentrations (GA ₃) ppm	<i>Ch a</i> (mg g ⁻¹ FW)	<i>Ch b</i> (mg g ⁻¹ FW)	<i>Ch a+b</i> (mg g ⁻¹ FW)	Carotenoid (mg g ⁻¹ FW)
Control	23.86 c	17.04 c	41.15 c	9.63 c
40	26.55 bc	17.84 b	44.39 b	13.90 ab
50	29.80 a	18.54 a	48.34 a	14.37 a
60	28.69 ab	18.05 ab	46.75 ab	12.79 b
LSD ($p \leq 0.05$)	2.780	0.584	2.791	1.496
Time of application (TA)				
5 DABB	25.88	17.84	43.77	11.20 b
10 DABB	27.92	17.82	45.74	13.10 ab
15 DABB	27.88	17.94	45.96	13.72 a
LSD ($p \leq 0.05$)	NS	NS	NS	1.937
GA ₃ x TA	*	*	*	**

*, ** = Significant at $p \leq 0.05$ and $p \leq 0.01$ respectively

DABB stands for days after bud break

Table 2. Influence of GA₃ concentrations and its time of application on fruit quality parameters.

Gibberellic acid concentrations (GA ₃) ppm	Fruit juice (%)	Fruit firmness (kg cm ⁻²)	Vitamin C (mg 100g ⁻¹)	TSS (^o Brix)	Total sugars (%)
Control	36.36 c	2.46 b	23.79 c	8.10 ab	1.09 a
40	38.93 b	3.89 a	26.17 b	8.58 a	1.15 a
50	42.31 a	2.61 b	29.45 a	7.87 b	0.95 b
60	38.71 b	3.20 ab	28.03 ab	7.94 b	0.91 b
LSD ($p \leq 0.05$)	2.165	0.757	2.544	0.521	0.115
Time of application (TA)					
5 DABB	37.93 b	3.44 a	26.77 b	7.77 b	0.94 b
10 DABB	39.39 a	3.11 ab	26.71 b	8.35 a	1.12 a
15 DABB	39.91 a	2.56 b	27.82 a	8.25 a	1.01 ab
LSD ($p \leq 0.05$)	1.284	0.534	1.056	0.340	0.126
GA ₃ x TA	*	*	*	NS	NS

NS = Non-significant and * = Significant at $p \leq 0.05$

DABB stands for days after bud break

Influence of GA₃ concentrations and its time of application on antioxidant enzymes: There were significant variations in SOD and POD with GA₃ concentrations and time of application. GA₃ at 50 ppm on 15 DABB resulted in increased SOD (Fig. 4). Similarly the highest POD activity was recorded with the same concentration and application timing (Fig. 5).

Discussion

In the current study GA₃ application and its time of application significantly affected photosynthetic pigments, fruit quality and antioxidant enzymes of sweet lime. Gibberellic acid affects different physiological and morphological processes by effecting DNA, RNA and cell division and elongation and biosynthetic pigments (Ihl *et al.*, 1994). In current study Photosynthetic pigments were increased with GA₃ application. Similar trend of results were reported by Mazher *et al.*, (2014) and Sardoei & Shahdadneghad, (2014). Increased content of photosynthetic pigment (both chlorophyll and carotenoid) was due to increased number and size of chloroplast, enhanced plastid

activity (Arteca, 1996), Rubisco and photosynthetic CO₂ assimilation rate by GA₃ (Taiz & Zeiger, 2006).

Juice content was also increased with GA₃ concentrations. Davies *et al.*, (1997) reported that with GA₃ application 10% more juice content was recorded. This increase is considered as a great economic benefits for the grower because the value of processed fruits increases with juice percentage and Brix (Braddock, 1999). The enhancement of Juice content might be related with the positive effect of GA₃ in increasing cell expansion which consequently increases the capacity of vesicle to accumulate more juice (Agusti *et al.*, 2002). GA₃ concentrations had a significant effect on fruit firmness. Gibberellic acid has been consistently used in fruit orchards because of its role in increasing fruit size and firmness (Kappel & Macdonald, 2002; Clayton *et al.*, 2006). GA₃ application increased firmness due to inhibition of polygalacturonases and Pectin methylesterases (PMEs) cell wall hydrolytic activity (Souzaa *et al.*, 2019; Andrews & Li, 1995). These enzymes are responsible for fruit softening, GA₃ maintain fruit firmness by regulating these enzymes.

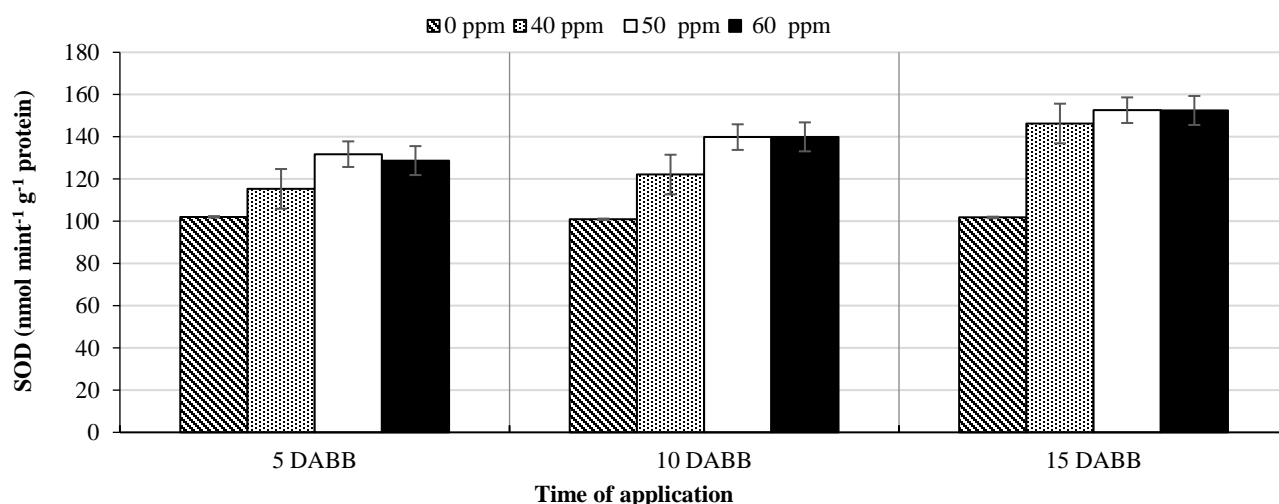


Fig. 4. Superoxide Dismutase (nmol mint⁻¹ g⁻¹ protein) as affected by the interaction of GA₃ concentrations and time of application.

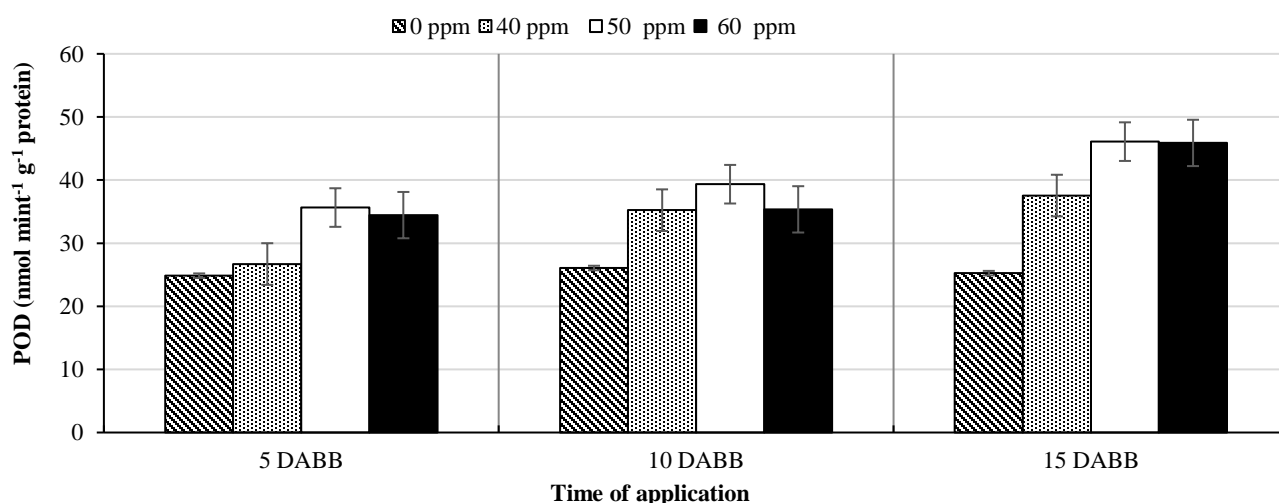


Fig. 5. Peroxidase Dismutase (nmol mint⁻¹ g⁻¹ protein) as affected by the interaction of GA₃ concentrations and time of application.

Vitamin C is also increased by GA₃ concentrations, similar results has been published by Hifny *et al.*, (2017). To maintain ascorbic content plants need sufficient amount of nitrogen (Miceli & Miceli, 2014; Dizda & Pitura, 2008), thus gibberellic acid may have increased nitrogen content in plants which is used by plant for different biochemical processes (Miceli *et al.*, 2019). Total soluble solids and total sugars were enhanced by GA₃ at lower concentrations. In citrus fruits with bigger size, high in juice content and high in sugar/acid ratio and sugars content are considered best in term of quality. Gibberellic acid is known for storage of sugars and starch and translocation of sugars to the developing sinks which ultimately improve growth and development (Iqbal *et al.*, 2011). The increase in total sugars may be related to increased carbohydrates production and improved photosynthetic pigments. Kumar *et al.*, (2011) stated that increase in sugars was related with the conversion of complex sugars into simple sugars or conversion of acids into sugars. Increased in TSS could be due to the improved ability of fruits to store more carbohydrates through faster translocation of carbohydrates induced by gibberellic acid (Iqbal *et al.*, 2011).

SOD and POD were significantly increased by GA₃ concentrations. SOD, POD and CAT are important enzymes in fruit which play vital role in oxidative defense mechanism (Tareen *et al.*, 2012). Gibberellic acid is known to improve plant defense system by eliminating excess ROS and by increasing antioxidant enzymes, however their response is different under varied conditions such as different plant species, duration of application and method of exposure (Alharby *et al.*, 2021). The current results were in agreement with Didi *et al.*, (2022) who reported that increase in POD and SOD with GA₃ was because of increase in protective enzymes and removal of ROS. Similarly Shahzad *et al.*, (2021) demonstrated that GA₃ significantly increased POD and SOD enzymes under stressed and non-stressed conditions.

In the current study 15 DABB application was found to be the most appropriate timing to influence majority of parameters. Fifteen days after bud application was close to flowering compared to others. It has been reported that plant growth regulators when applied on active stage perform best. Plant growth regulators causes different effects with different time of application, for more desirable results PGRs must be applied in a narrow time

period usually within a few days (Roper, 2005). Time of application, concentration and species all have effect on the influence of PGRs on plant growth and development (Sing *et al.*, 2015). Hence it is cleared from the above findings that time of application is very much important to get more beneficial results.

Conclusion

Gibberellic acid has a potential role in enhancing photosynthetic pigments, fruit quality and antioxidant enzymes. In the current study application of 50 ppm GA₃ on 15 DABB proved beneficial for the photosynthetic pigments, fruit quality and antioxidant enzymes. At higher level (60 ppm) decline was noted in majority of parameters. It is therefore recommended that GA₃ must be applied at 50 ppm on 15 DABB for more desirable results.

References

- Agusti, M. and V. Almela. 1991. Aplicacion of fitoreguladores en citricultura, Aedos, Barcelona, Spain., 261 p.
- Agusti, M., A. Martinez-Fuentes and C. Mesejo. 2002. Citrus fruit quality: Physiological basis techniques of improvement. *Agrociencia.*, 2:1-16. <https://doi.org/10.31285/AGRO.06.1065>
- Alharby, H.F., M. Rizwan, A. Iftikhar, K.M. Hussaini, M. Zia ur Rehman, A.A. Bamagoos, B.M. Alharbi, M. Asrar, T. Yasmeen and S. Ali. 2021. Effect of gibberellic acid and titanium dioxide nanoparticles on growth, antioxidant defense system and mineral nutrient uptake in wheat. *Ecotoxicol. Environ. Saf.*, 221: 112436. <https://doi.org/10.1016/j.ecoenv.2021.112436>
- Andrews, P.K. and S. Li. 1995. Cell wall hydrolytic enzyme activity during development of nonclimacteric sweet cherry (*Prunus avium* L.) fruit. *J. Hort. Sci.*, 70(4): 561-567. <https://doi.org/10.1080/14620316.1995.11515327>
- Arteca, R.N. 1996. Plant growth substances: Principles and Applications. Chapman and Hall Press, New York, USA., p. 332.
- Braddock, R.J. 1999. Handbook of citrus byproduct and processing technology Wiley N. ISBN., 978-0-471-19024-0.
- Clayton, M., W.V. Biasi, I.T. Agar, S.M. Southwick and E.J. Mitcham. 2006. "Sensory quality of 'Bing' sweet cherries following preharvest treatment with hydrogen cyanamide, calcium ammonium nitrate, or gibberellic acid. *Hort Sci.*, 41: 745-748.
- Damanik, R.I., L.D. Lumbangaol, N. Rahmawaty and R. Sipayung. 2019. Effect of benzyl amino purin (BAP) and gibberellin acid (GA₃) to chlorophyll and antioxidant enzymes of soybean (*Glycine max* (L) Merrill.) genotypes in response to inundation conditions. *IOP Conf. Ser.: Earth Environ. Sci.*, 260 012153. <https://doi.org/10.1088/1755-1315/260/1/012153>
- Davies, F.S., C.C. Campbell and G.R. Zalman. 1997. Gibberellic acid sprays for improving fruit peel quality and increasing juice yield of processing oranges. *Proceedings Florida State Horticultural Society.*, 110:16-21.
- Davies, P.J. 2004. Plant hormones: biosynthesis, signal transduction, action. *Kluwer Academic Publishers, Dordrecht. ISBN.*, 1402026854.
- Didi, D.A., S. Su, F.E. Sam, R.J. Tiika and X. Zhang. 2022. Effect of plant growth regulators on osmotic regulatory substances and antioxidant enzyme activity of *Nitraria tangutorum*. *Plants (Basel)*, 11(19): 2559.
- Dzida, K. and K. Pitura. 2008. The influence of varied nitrogen fertilization on yield and chemical composition of swiss chard (*Beta vulgaris* L. var. *cicla* L.). *Acta Sci. Pol. Hort. Cultus*, 7: 15-24.
- Eman, A.A., E.M. Abd, E.M.O. Abid and M.M. Ismail. 2007. GA₃ and zinc sprays for improving yield and fruit quality of Washington navel orange trees grown under sandy soil conditions. *Res. J. Agric. Biol. Sci.*, 3(5): 498-503.
- Garmendia, A., R. Beltran, C. Zornoza, F.J. Garcia-Breijs, J. Reig and H. Merle. 2019. Gibberellic acid in *Citrus* spp. flowering and fruiting: A systematic review. *PLoS ONE.*, 14(9): e0223147. <https://doi.org/10.1371/journal.pone.0223147>
- Hifny, H.A., S.M.A. Khalifa, E. Hamdy and A.N. Abd El-Wahed. 2017. Effect of GA₃ and NAA on growth, yield and fruit quality of Washington Navel orange. *Egypt. J. Hort.*, 44(1):33-43. <https://doi.org/10.21608/ejoh.2017.950.1003>
- Hortwitz, W. 1960. Official and tentative methods of analysis. Ed. 9. Association of Official Agricultural Chemists. Washington, D.C., 314-320.
- Ihl, M., C. Shene, E. Scheuermann and V. Bifani. 1994. Correlation for pigment content through color determination using tristimulus values in a green leafy vegetable, Swiss chard. *J. Sci. Food Agric.*, 66: 527-531.
- Iqbal, N., R. Nazar, M. Iqbal R. Khan, A. Masood and N.A. Khan. 2011. Role of gibberellins in regulation of source-sink relations under optimal and limiting environmental conditions. *Curr. Sci.*, 100(7): 998-1007.
- Islam, M.S., M.K. Hasan, B. Islam, N.A. Renu, M.A. Hakim, M.R. Islam, M.K. Chowdhury, A. Ueda, H. Saneoka, M.A. Raza, S. Fahad, C. Barutçular, F. Cig, M. Erman and A. El Sabagh. 2021. Responses of water and pigments status, dry matter partitioning, seed production, and traits of yield and quality to foliar application of GA₃ in mungbean (*Vigna radiata* L.). *Front. Agron.*, 2: 596850. <https://doi.org/10.3389/fagro.2020.596850>
- Kappel, F. and R.A. Macdonald. 2002. Gibberellic acid increases fruit firmness, fruit size, and delays maturity of 'sweetheart' sweet cherry. *J. Amer. Pomol. Soc.*, 56(4): 219-22.
- Khan, A.A., T. Mahmood, H.H. Siddiqui and J. Akhtar. 2016. Phytochemical and pharmacological properties on *Citrus limetta* (Mosambi). *J. Chem. Pharm. Res.*, 8(3): 555-563.
- Kumar, C., D. Singh, M.L. Meena and N. Thirupathi. 2020. Sweet lime (*Citrus limettioides*). *Chapter*, 42: 885-898.
- Kumar, S., A.K. Singh and A. Singh. 2011. Effect of foliar application of various growth regulators nutrients on shelf life and chemical attributes of guava cv. Lucknow-49. *Plant Arch.*, 11: 107-111.
- Lichtenthaler, H.K. 1987. Chlorophylls and carotenoids: Pigments of photosynthetic biomembranes. *Methods of Enzymol.*, 148: 350-380. [https://doi.org/10.1016/0076-6879\(87\)48036-1](https://doi.org/10.1016/0076-6879(87)48036-1).
- Liu, D., J. Zou, Q. Meng and W. Jiang. 2009. Uptake and accumulation and oxidative stress in garlic (*Allium sativum* L.) under lead phytotoxicity. *Exotoxicol.*, 18:34-143. <https://doi.org/10.1007/s10646-008-0266-1>
- Mazher, A.A.M., G.N.G. Abdel-Aziz, E.I. El-Maadawy, A.A. Nasr and S.M. El-Sayed. 2014. Effect of gibberellic acid and paclobutrazol on growth and chemical composition of *Schefflera arboricola* plants. *Mid. East J. Agri. Res.*, 3(4): 782-792.
- Miceli, A. and C. Miceli. 2014. Effect of nitrogen fertilization on the quality of Swiss chard at harvest and during storage as minimally processed produce. *J. Food. Qual.*, 37:125-134. <https://doi.org/10.1111/jfq.12073>
- Miceli, A., A. Moncada, L. Sabatino and F. Vetrano. 2019. Effect of gibberellic acid on growth, yield, and quality of leaf lettuce and rocket grown in a floating system. *Agronomy*, 9: 382. <https://doi.org/10.3390/agronomy9070382>
- Rooper, T.R. 2005. Plant growth regulators use in apple. *University of Wisconsin-Extension*, (A3524): 1-7.

- Ruck, J.A. 1969. Chemical methods for analysis of fruit and vegetables. *Summerland Research Station, Department of Agriculture Canada*, pp. 27-30. <https://doi.org/10.1006/anbo.2001.1415>.
- Sardoei, A.S. and M. Shahdadneghad. 2014. Effects of foliar application of gibberellic acid on chlorophyll and carotenoids of marigold (*Calendula officinalis* L.). *Int. J. Adv. Biol. Med. Res.*, 2(6): 1887-1893.
- Shahzad, K., S. Hussain, M. Arfan, S. Hussain, E. Ahmad, Waraich, S. Zamir, M. Saddique, A. Rauf, K.Y. Kamal, C. Hano and M.A. El-Esawi. 2021. Exogenously applied gibberellic acid enhances growth and salinity stress tolerance of maize through modulating the morpho-physiological, biochemical and molecular attributes. *Biomolecules*, 11(7):1005. <https://doi.org/10.3390/biom11071005>
- Singh, M.K., S. Dalai, K.V. Singh, M. Kumar and S.K. Lodhi. 2015. Sex modification and yield of cucumber (*Cucumis sativus* L.) as influenced by different levels of auxins and gibberellins. *Hort. Flora Res. Spect.*, 4(4): 329-332.
- Souzaa, K.O., A.G. Silveira, M.M.A. Lopes, C.F.H. Moura, E.O. Silva, F. Ayala-Zavala, L.S.P. Soarese and M.R.A. Miranda. 2019. AVG and GA₃ prevent preharvest fruit drop and enhance postharvest quality of 'BRS 189' cashew. *Scientia. Horticulturae*, 257: 108771. <https://doi.org/10.1016/j.scienta.2019.108771>
- Stajner, D. and B.M. Popvic. 2009. Comparative study of antioxidant capacity in organs of different *Allium* species. *Cent. Eur. J. Biol.*, 4: 224-228. <https://doi.org/10.2478/s11535-009-0010-8>
- Steel, R.G.D., J.H. Torrie and D.A. Dickey. 1997. Principles and procedures of statistics: Abiometrical approach 3rd ed. McGraw Hill Book. Int., New York: 172-177.
- Stern, R.A. and S. Gazit. 2000. Reducing fruit drop in lychee with PGR sprays. In: (Ed.): Basra, A. Plant growth regulators in agriculture and horticulture. *The Haworth Press Inc., New York, USA*: 211-222.
- Taiz, L. and E. Zeiger. 2006 Plant physiology. 4th Edition, Sinauer Associates, Inc., Sunderland.
- Tareen, M.J., N.A. Abbasi and I.A. Hafiz. 2012. Postharvest application of salicylic acid enhanced antioxidant enzyme activity and maintained quality of peach cv. 'Flordaking' fruit during storage. *Sci. Hort.*, 142: 221-228. <https://doi.org/10.1016/j.scienta.2012.04.027>
- Tepe, H.D. 2021. Effect of gibberellic acid (GA₃) addition on physiological parameters and metal uptake in *Phaseolus vulgaris* seedlings under cadmium and lead stress. *Plant Biosystems - An International Journal Dealing with All Aspects of Plant Biology*, 156(5): 1096-1106. <https://doi.org/10.1080/11263504.2021.2013331>
- Thanaa, E., M.A. Aly, E.Z.A. Ahmed and M.H.A. Khalaf. 2012. Effect of pre-harvest spraying on yield and fruit quality of Washington Navel orange fruits. *J. Plant. Production. Mansoura Univ.*, 3(8): 2335-2345.
- Zhang, X., H. Yin, S. Chen, J. He and S. Guo. 2014. Changes in antioxidant enzyme activity and transcript levels of related genes in *Limonium sinense* Kuntze Seedlings under NaCl Stress. *J. Chem.*, 5: 1-6. <https://doi.org/10.1155/2014/749047>.

(Received for publication 06 June 2023)